

WATERPROOFING MEMBRANE

PACKAGING



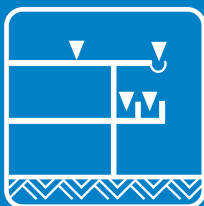

MIXING



APPLICATION



USES



SUBSTRATES

PIPES –
METAL/PLASTIC
ROOFS – METAL,
CONCRETE,
BRICK, BLOCK,
CEMENT RENDER

DESCRIPTION

LIQUID FLASH is a premixed one pack **white waterbased reinforced acrylic flexible waterproofing membrane** that is easily applied with a brush to form a resilient waterproof flashing membrane between different building surfaces. LIQUID FLASH will remain pliable and elastic and will bridge cracks and smooth irregular surfaces.

LIQUID FLASH has Certificate of Conformity No. 2005/003 and ABSAC appraisal No. 209 for use in internal wet areas. Internal wet areas must be waterproofed in accordance with AS3740 and local regulations. For more details refer to brochure titled "Waterproofing Enclosed Shower Alcoves Prior to Tiling with Liquid Flash".

USES

A waterproof membrane for roofs, balconies, retaining walls, planter boxes, internal wet areas (eg bathrooms, kitchens, laundries and toilets). A flashing material for roof vent pipes, parapet walls and roof sheeting/tiles. For use on cement render, concrete, brick, block and building boards such as gypsum and cement sheeting on walls and structural timber and compressed cement sheeting on floors, roof and gutter repairs.

FEATURES

- Easy to apply – apply straight from the bucket.
- Permanently flexible reinforced membrane.
- Excellent UV Light resistance.
- Excellent adhesion to correctly prepared surfaces.
- Bridges cracks
- Colour – White and can be overpainted with waterbased acrylic paints to colour match surroundings.

COVERAGE (approximate)

Two coats give a final coverage of 2 L/m² (dry film thickness of 1.5mm).

PERFORMANCE DATA

Conforms to AS/NZS 4858 Class 2

Weather Resistance Slight chalking after over 5000 hours QUV

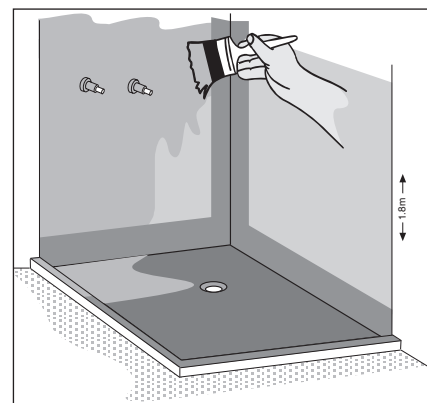
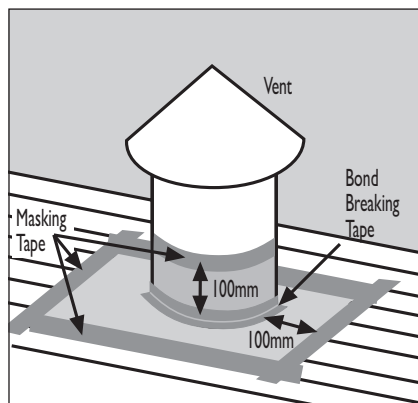
Moisture Vapour Transmission 0.001 perms-cm when tested in accordance with ASTM: E96-66

Tensile Strength (AS/NZS 4858) 2.85 N/mm²

Elongation (AS/NZS 4858) 242%

Adhesion to Substrates (AS1526)	Aluminium	4.75N/mm ²
	Mortar	0.57N/mm ²
	Glass	0.69N/mm ²

Exceeds SISIR (Singapore) requirements for rooftop waterproofing.



SPECIFICATION

The waterproof flashing shall be a fibre reinforced water based acrylic membrane and have a tensile strength 1.2 Mpa and 242% elongation such as LIQUID FLASH manufactured by Construction Chemicals and shall be applied in accordance with the manufacturer's instruction.

Thickness: Check the wet film thickness at 0.5 metre intervals and also at 0.5 metres along the bond breaking tape, with a wet film thickness gauge.

SURFACE PREPARATION

To be applied in accordance with AS3740.

Surfaces must be sound and clean of grease, oil, dust and other contaminants. Treat surfaces as follows before applying LIQUID FLASH – **Galvanised Iron** – new: degrease with xylene or similar and wash clean with water and allow to dry. **Rusty Surfaces** – wire brush to remove flaky rust and treat with a rust inhibitor. **Timber** – Prime with a timber primer. **Plastic Pipes** – roughen area to be coated with sand paper. **Painted Surfaces** – Abrade with a wire brush or sand down to obtain a good mechanical key. Scrub thoroughly with detergent and water and allow to dry. **Cement sheet / Plaster Board** – Prime with 50:50 mix of KEMCRETE and water. **Masonry** – Render must be at least 7 days old, concrete 28 days old and a minimum 25 MPa. Smooth surfaces must be mechanically roughened, washed thoroughly and allowed to dry. Prime with 50:50 mix of KEMCRETE and water.

MEMBRANE APPLICATION

Bond Breaker.

Place a 50mm bond breaking tape to joints/junctions in building surfaces i.e. floor/hob, floor/wall, wall/wall and over joins in sheets. Take care to place the tape centrally over the crack.

Application.

Apply two coats of membrane to the area to be waterproofed, which must be graded to a waste, and 100mm up the surrounding walls and down waste and drip mould on balconies. Apply the second coat at 90° to the first as soon as it is dry (recoat time is approximately 2 hours at 20°C). Apply each coat thickly (approximately 1.5mm wet) allowing it to flow rather than being brushed on. Use a soft brush for best results. Clean wet brushes in water. A final thickness of 1.5mm is required.

FLASHING APPLICATION

At the junction of two surfaces apply 50mm bond breaking tape equally to both surfaces. This will eliminate wastage of material dropping through the hole and allow for extremes of movement. On round pipes use 50mm square pieces of masking tape around the circumference of the pipe. To make a clean line at the edge of the flashing, apply masking tape to the outside of the area to be coated. Apply two coats 100mm or more to each surface. Can be painted to colour match surroundings.

SHOWER ALCOVES

It is advisable to flood test the shower after curing (approximately 72 hours 20°C 50%RH). This should be done before tiling commences.

CURING

7 days at 20°C @ 50% relative humidity. Protect from rain for the first 24 hours. Cold damp conditions – increase curing time. Hot dry conditions – reduces curing time.

Immersed applications must be allowed to cure for 28 days before being put into use.

PRECAUTIONS

- Apply at temperatures between 10°-30°
- Do not thin material or add filler.
- Do not use over surfaces where continuous rising damp is a problem or hydrastatic pressure is present.
- Shower alcoves should be allowed 72 hours to cure before tiling. Allow to cure 7 days before use.

CLEANING

Equipment may be cleaned with clean water; cured material with Xylene or MEK.

SHELF LIFE

2 years



- **ADELAIDE** 467 - 469 SOUTH RD REGENCY PARK 5010 PH: (08) 8346 8013 FAX: (08) 8340 2052
- **BRISBANE** 45 COULSON ST WACOL 4076 PH: (07) 3271 2944 FAX: (07) 3271 3892
- **MELBOURNE** 11 GABRIELLE CT BAYSWATER NORTH 3153 PH: (03) 9761 4711 FAX: (03) 9761 4748
- **PERTH** 11 COLLIE RD WELSHPOOL 6106 PH: (08) 9356 9999 FAX: (08) 9356 9955
- **SYDNEY** 31 NEWTON RD WETHERILL PARK 2164 PH: (02) 9756 3533 FAX: (02) 9756 3534
- **AUCKLAND** 16 CARPENTER RD EAST TAMAKI PH: (09) 273 5444 FAX: 0800 266 236
- **KUALA LUMPUR** LOT 2 JALAN KECAPI 33/2 ELITE INDUSTRIAL ESTATE OFF JALAN BUKIT KEMUNING 40000 SHAH ALAM PH: (603) 5122 2522 FAX: (603) 5122 2526